

Heavy

2020



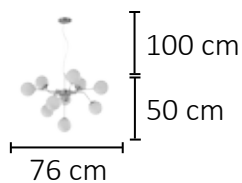
MOND

Composição: Metal e vidro



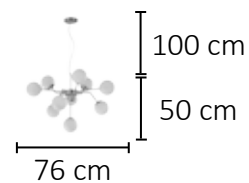
SL-5872 H10 GD+WH

10XG9
Ref:1020



SL-5872 H10 COP+WH

10XG9
Ref:1021



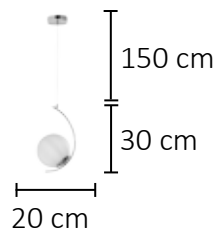


LA VITTA

Composição: Metal e vidro
Use apenas lâmpada LED

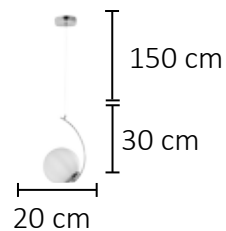
SL-5865S H1 COP+WH

1XE14
Ref:1022



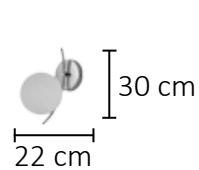
SL-5865S H1 GD+WH

1XE14
Ref:1023



SL-5865S W1 GD+WH

1XG9
Ref:1024



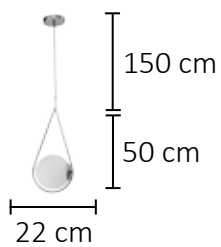


LA VILE

Composição: Metal e vidro

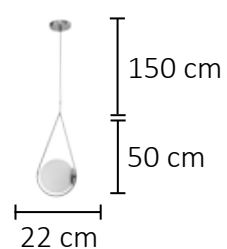
SL-5864 H1 GOLD

1XG9
Ref:1025



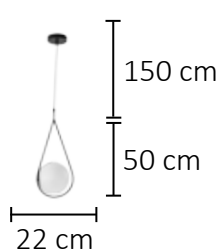
SL-5864 H1 COP+WH

1XG9
Ref:1026



SL-5864 H1 BK+WH

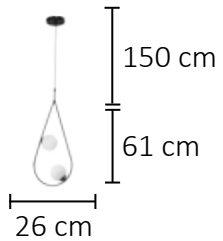
1XG9
Ref:1027





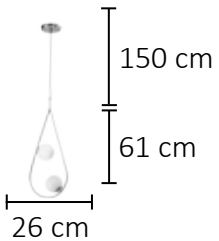
SL-5900 H2 BK

2XG9
Ref:1028



SL-5900 H2 GD

2XG9
Ref:1029





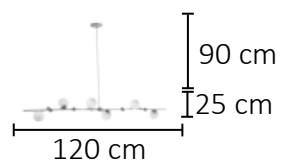
LOUISE

Composição: Metal e vidro
Use apenas lâmpada LED



SL-5874L H6 GD

H6XG9
Ref:1030



SL-5874 W2 GD

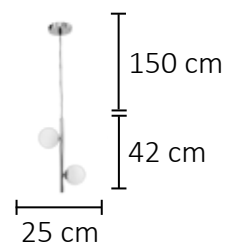
2XG9
Ref:1031





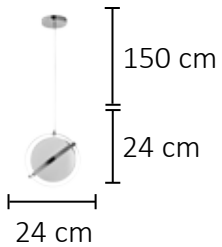
SL-5874 H2 GD

2XG9
Ref:1032



SL-5867S H1 GD+WH

1XG9
Ref:1033



MOON

Pendente articulável
Composição: Metal e vidro

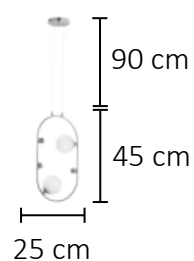


MARTHAS

Composição: Metal e vidro
Use apenas lâmpada LED

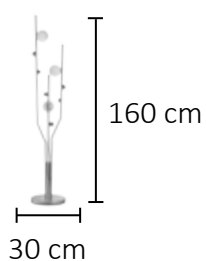
SL-5863A H2 GD+WH

2XG9
Ref:1034



SL-5863 F3 GD+WH

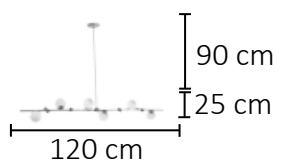
3XG9
Ref:1035





SL-5863L H6 GD+WH

H6XG9
Ref:1036



SL-5863 W2 GD+WH

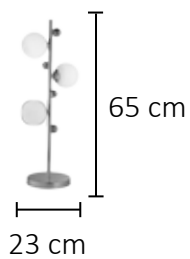
1XG9
Ref:1037





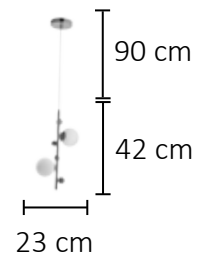
SL-5863 T3 GD+WH

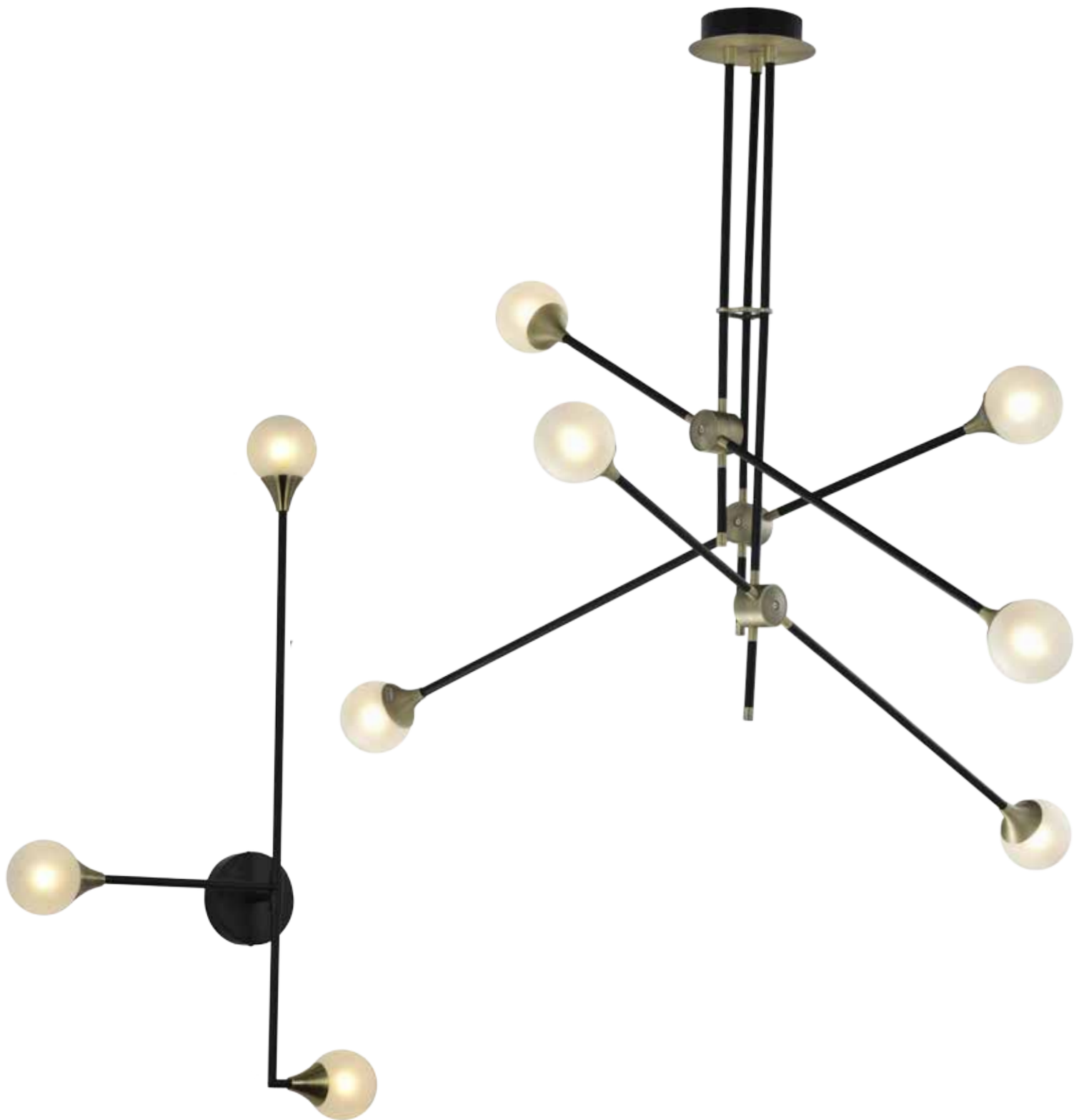
3XG9
Ref:1038



SL-5863 H2 GD+WH

2XG9
Ref:1039



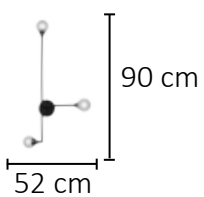


HAZEL

Pendente articulável
Composição: Metal e vidro

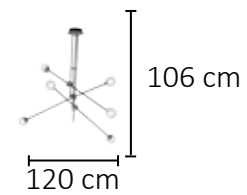
SL-5868 W3 BK+BZ


3XG9
Ref:1040



SL-5868 H6 BK+BZ

6XG9
Ref:1041



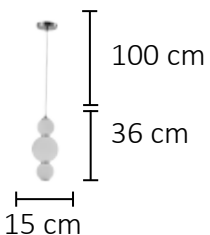


TRUDY

Pendente LED
Composição: Metal e vidro

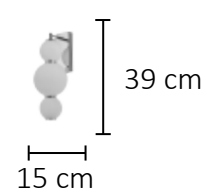
SL-5913 H1 CHR

LED 3000K
Ref:1042



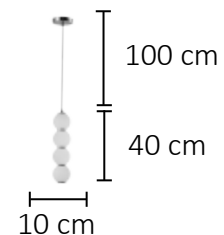
SL-5913 W1 CHR

LED 3000K
Ref:1043



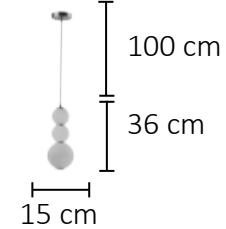
SL-5915 H1 CHR

LED 3000K
Ref:1044



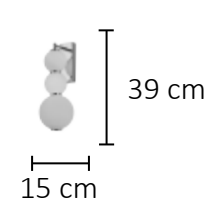
SL-5914 H1 CHR


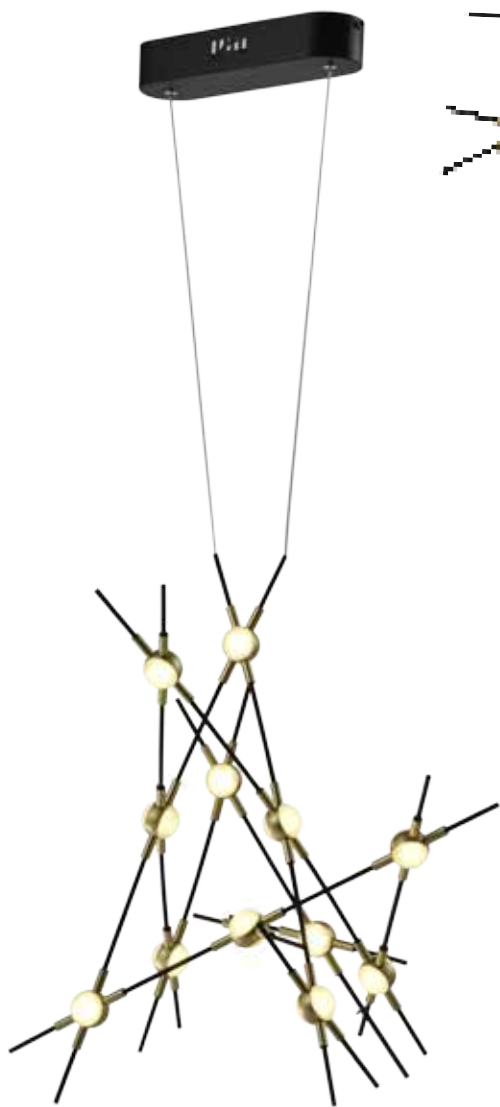
LED 3000K
Ref:1045



SL-5914 W1 CHR

LED 3000K
Ref:1046





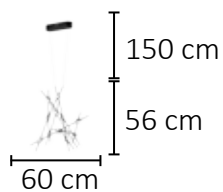
DRAPER

Moderno e sofisticado
Composição: Metal e vidro

SL-5918 H12

LEDX12 3000K

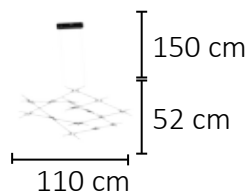
Ref:1047




SL-5918 H15

LEDX15 3000K

Ref:1105





ALTMANN

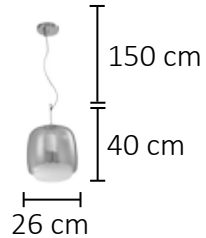
Pendete em LED 3000k
Composição: Metal e vidro



SL-5885 H1 CLEAR

LED 3000K 9W

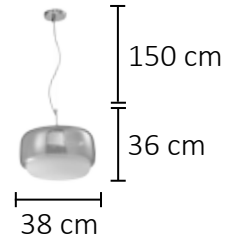
Ref:1048



SL-5884 H1 CLEAR

LED 3000K 12W

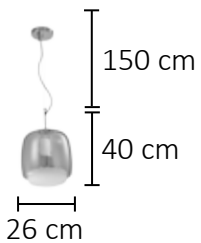
Ref:1049





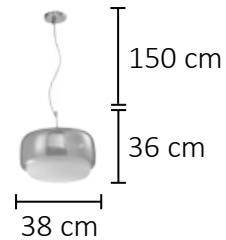
SL-5885 H1 SMOKY

LED 3000K 9W
Ref:1050



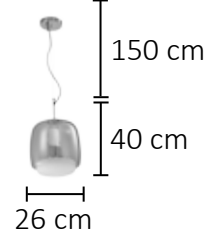
SL-5884 H1 SMOKY

LED 3000K 12W
Ref:1051



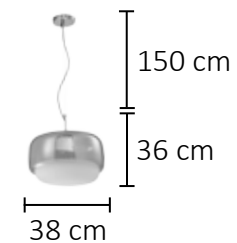
SL-5885 H1 AMB

LED 3000K 9W
Ref:1052



SL-5884 H1 AMB

LED 3000K 12W
Ref:1053





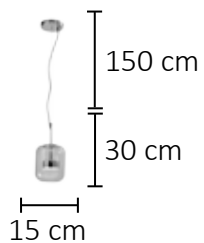
ALTOÉ

Composição: metal e vidro
 Ref. 1055 e 1058
 Acabamento clear com gold



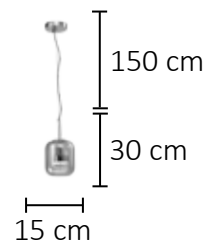
SL-5890S H1 AMB

LED 3000K
 Ref:1054



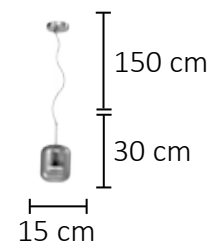
SL-5890S H1 CLEAR

LED 3000K
 Ref:1055



SL-5890S H1 SMO

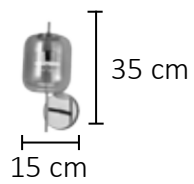
LED 3000K
 Ref:1056





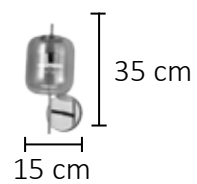
SL-5890 W1 AMB

LED 3000K
Ref:1057



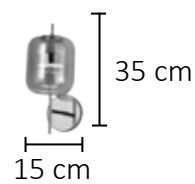
SL-5890 W1 CLEAR


LED 3000K
Ref:1058



SL-5890 W1 SMO

LED 3000K
Ref:1059



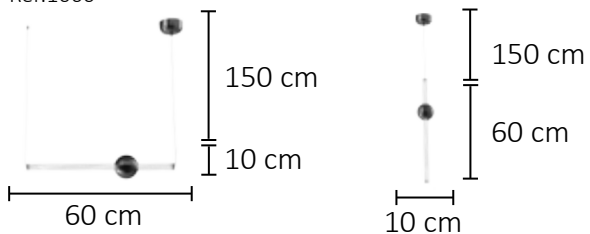


TRAPECIO

Linha em LED 3000k
 Composição: metal e vidro
 Duas formas de instalação.

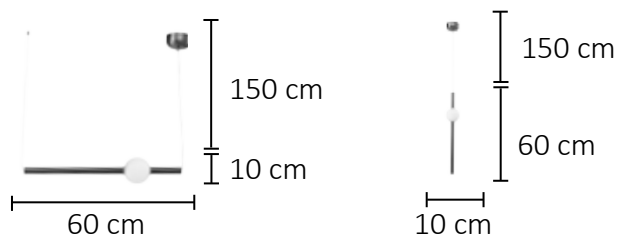
SL-5902S H1 BRS

LED 3000K
 Ref:1060



SL-5903S H1 BRS

LED 3000K
 Ref:1061

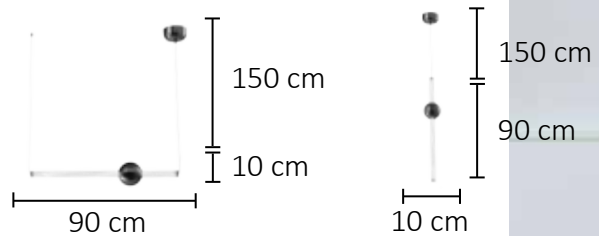




SL-5902 L H1 BRS

LEDX1 3000K


Ref:1062



SL-5903 L H1 BRS

LEDX1 3000K

Ref:1063



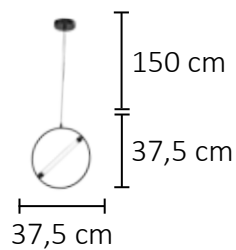


OWEN

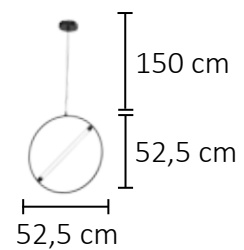
Pendente em LED
Composição: Metal e vidro



SL-5888S H1 BK
LED 3000K
Ref:1064



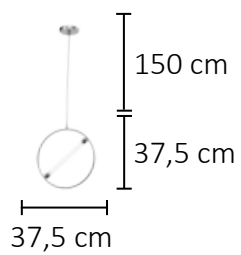
SL-5888L H1 BK
LED 3000K
Ref:1065





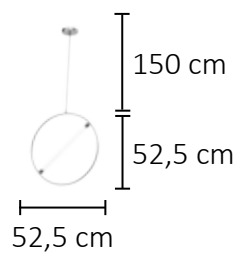
SL-5888S H1 GD

LED 3000K
Ref:1066



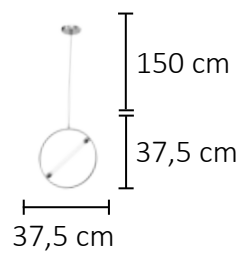
SL-5888L H1 GD

LED 3000K
Ref:1067



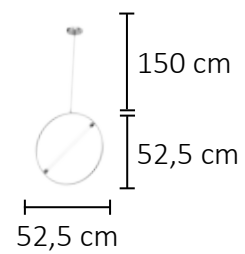
SL-5888S H1 CHR

LED 3000K
Ref:1068



SL-5888L H1 CHR

LED 3000K
Ref:1069



AUSTIN

Pendente de LED
Acabamento em metal e vidro
Cabos reguláveis



SL-5840L H4 3K GOLD

4XLED 3000K

Ref:0997

SL-5837 H6 3K GOLD

6XLED 3000K

Ref:1002

SL-5840L H4 4K GOLD

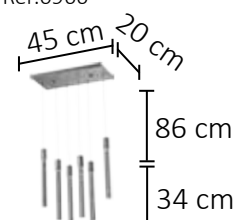
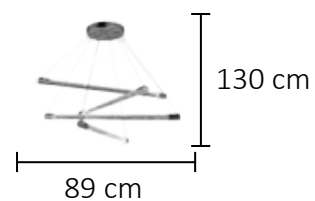
4XLED 4000K

Ref:0965

SL-5837 H6 4K GOLD

6XLED 4000K

Ref:0966





SL-5837 H3 3K GOLD

3XLED 3000K

Ref:1001



SL-5837XL H1 3K GOLD

1XLED 3000K

Ref:1000



SL-5837L H1 3K GOLD

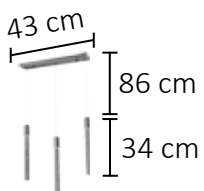
1XLED 3000K

Ref:0999

SL-5837 H3 4K GOLD

3XLED 4000K

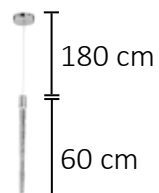
Ref:0967



SL-5837XL H1 4K GOLD

1XLED 4000K


Ref:0995



SL-5837L H1 4K GOLD

1XLED 4000K

Ref:0969





AUSTIN

Pendente de LED
Acabamento em metal e vidro
Cabos reguláveis

SL-5840L H4 3K CHR

4XLED 3000K
Ref:1003

SL-5837XL 3K H1 CHR

1XLED 3000K
Ref:1006

SL-5837L H1 3K CHR

1XLED 3000K
Ref:1005

SL-5840L H4 4K CHR


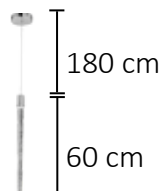
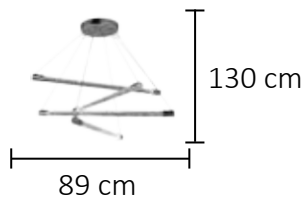
4XLED 4000K
Ref:0970

SL-5837XL H1 4K CHR

1XLED 4000K
Ref:0996

SL-5837L H1 4K CHR

1XLED 4000K
Ref:0974



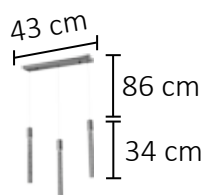


SL-5837 H3 3K CHR

3XLED 3000K
Ref:1007

SL-5837 H3 4K CHR

3XLED 4000K
Ref:0972

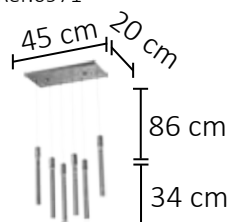


SL-5837 H6 3K CHR

6XLED 3000K
Ref:1008

SL-5837 H6 4K CHR

6XLED 4000K
Ref:0971



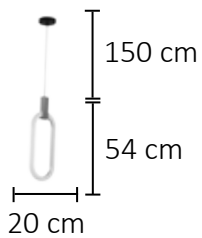


OLSON

Cabo regulável
Composição: Acrílico, metal e madeira.

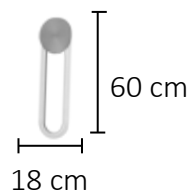
SL-5912L H1

LED 3000K
Ref:1070



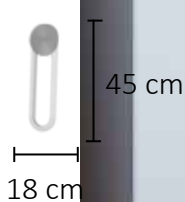
SL-5912L W1

LED 3000K
Ref:1071



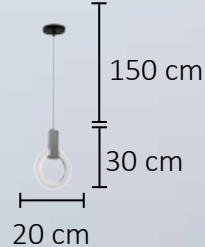
SL-5912S W1

LED 3000K
Ref:1072




SL-5911S H1

1XLED 3000K
Ref:1073



SL-5911L H1

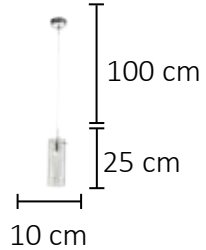
1XLED 3000K
Ref:1074





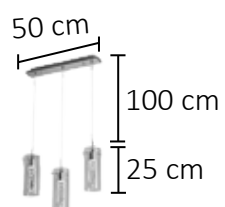
SL-5734 H1

LEDX1 3000K
Ref:0924



SL-5734 H3

LEDX3 3000K
Ref:0925



RARITÁ

Cabo regulável
Cristais de alto brilho
Acabamento em vidro e metal

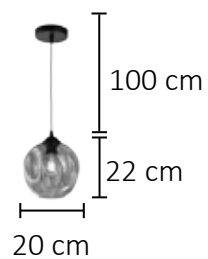


DYE

Cabo regulável
Composição: Metal e vidro

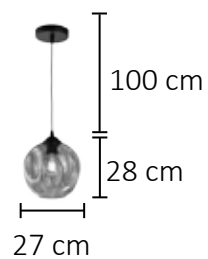
SL-5791S H1 SMO

1XE27
Ref:0897



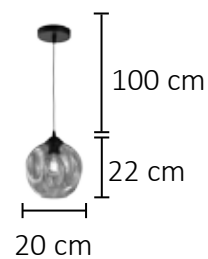
SL-5791L H1 SMO

1XE27
Ref:0900



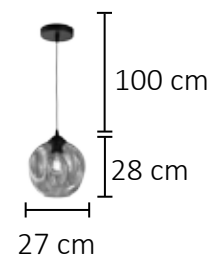
SL-5791S H1 AMB

1XE27
Ref:0898



SL-5791L H1 AMB

1XE27
Ref:0901



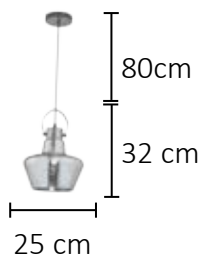


AIRES

Cabo regulável
Composição: Metal e vidro

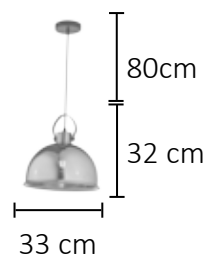
SL-5813 H1 AMB

1XE27
Ref:0930



SL-5812 H1 AMB

1XE27
Ref:0928



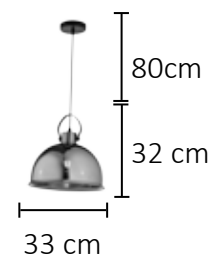
SL-5813 H1 SMO

1XE27
Ref:0931



SL-5812 H1 SMO

1XE27
Ref:0929






MAINE

Cabo regulável
Composição: Metal e vidro

SL-5697 H1 AMB

1XE27
Ref:0887



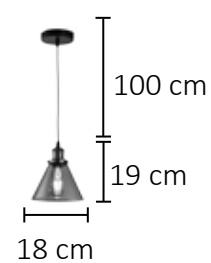
SL-5698 H1 AMB

1XE27
Ref:0885



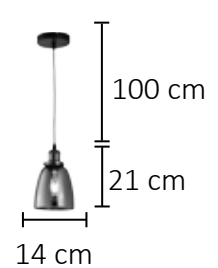
SL-5697 H1 SMO

1XE27
Ref:0886



SL-5698 H1 SMO

1XE27
Ref:0884



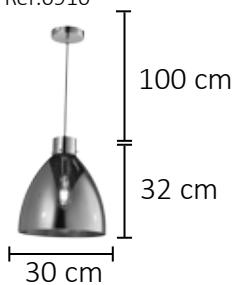
OMEGA

Cabo regulável
Composição: Metal e vidro



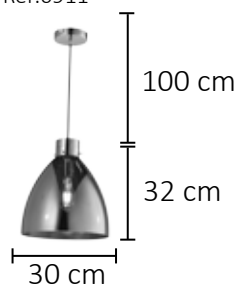
SL-5797 H1 SMO

1XE27
Ref:0910



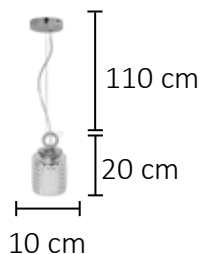
SL-5797 H1 AMB

1XE27
Ref:0911



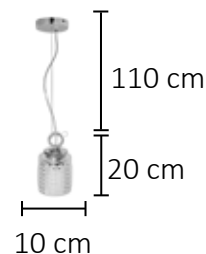
SL-5855 H1 CHR

1XE27
Ref:1075



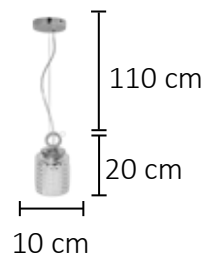
SL-5855 H1 GD

1XE27
Ref:1076



SL-5855 H1 COP

1XE27
Ref:1077





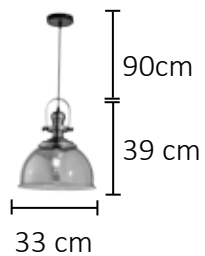
AISHA

Cabo regulável
Composição: Metal e vidro



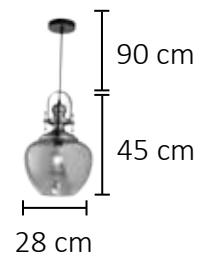
SL-5833 H1 AMB

1XE27
Ref:0949



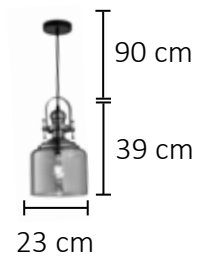
SL-5831 H1 AMB

1XE27
Ref:0947



SL-5832 H1 AMB

1XE27
Ref:0948





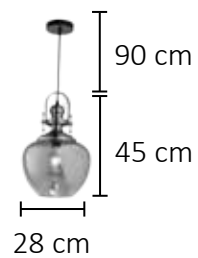
SL-5833 H1 SMO

1XE27
Ref:0952



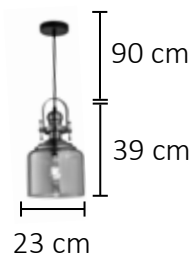
SL-5831 H1 SMO

1XE27
Ref:0950



SL-5832 H1 SMO

1XE27
Ref:0951





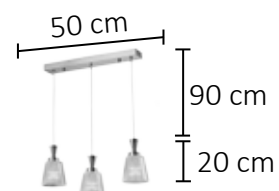
ADARA

Cabo regulável
Composição: Metal e vidro



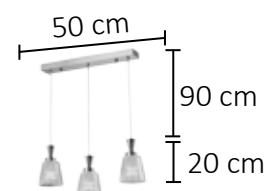
SL-5753 H3 COP

3XE27
Ref:0857



SL-5753 H3 CHR

3XE27
Ref:0855



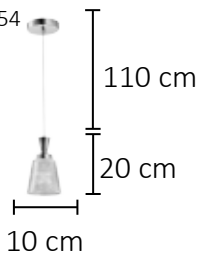
FARID

Cabo regulável
Composição: Metal e vidro



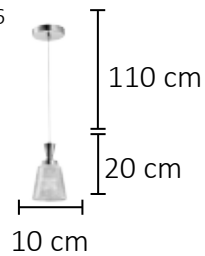
SL-5753 H1 CHR

1XE27
Ref:0854



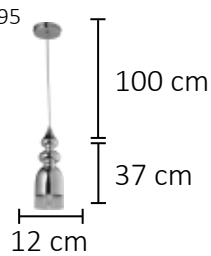
SL-5753 H1 COP

1XE27
Ref:0856



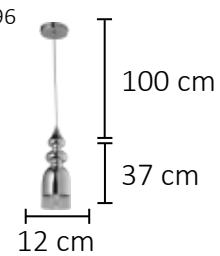
SL - 5680 H1 CR

1XE27
Ref:0695



SL - 5680 H1 COBRE

1XE27
Ref:0696



ARTEMIS

Material: metal pintado e LED

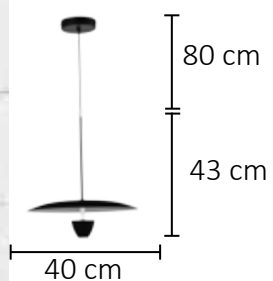
SL-5823L H1 BK

LED 3000k
Ref:0989



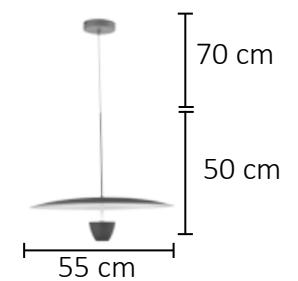
SL-5823S H1 BK

LED 3000k
Ref:0990



SL-5823L H1 GRAY

LED 3000K
Ref:0991



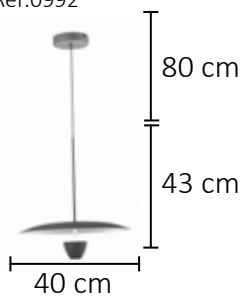
PRYCE

Cabo regulável
Composição: Metal



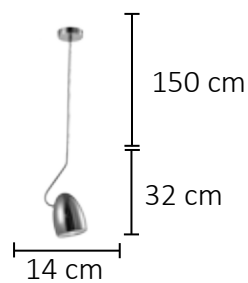
SL-5823S H1 GRAY

LED 3000K
Ref:0992



SL-5916 H1

1XE14
Ref:1078



SL-5923 F1 COP

1XE14
Ref:1079



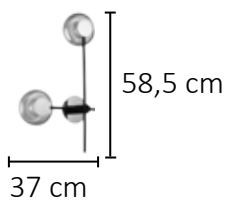


TALÍN

Composição: Metal e vidro

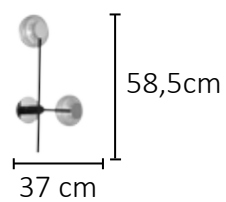
SL-5904L W2 AMB

LED 3000K
Ref:1080



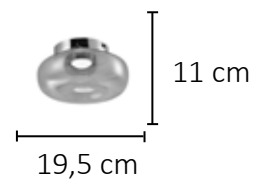
SL-5904R W2 AMB

LED 3000K
Ref:1106



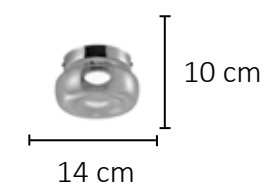
SL-5904L C1 AMB

LED 3000K
Ref:1081



SL-5904S C1 AMB

LED 3000K
Ref:1082



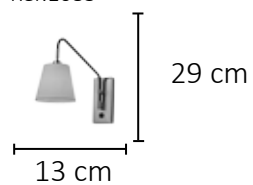
ELLA

Arandela articulada em linho e acetato.



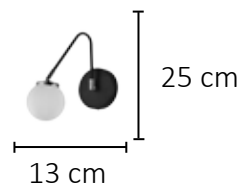
SL-5882 W1 GOLD

1XE14
Ref:1083



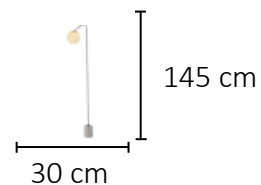
SL-5873 W1 BK

1XG9
Ref:1084



SL-5873 F1 BK

1XG9
Ref:1085



WELD

Arandela articulada em metal e vidro




KATANA

Arandela em metal e vidro



SL-5910S W2 BK
LED 3000K
Ref:1086

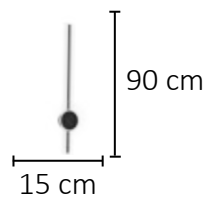


039


SL-5910S W2 GD
LED 3000K
Ref:1089



SL-5910M W2 GD
LED 3000K
Ref:1090

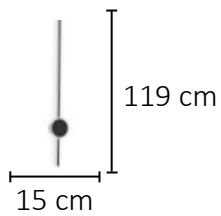


SL-5910M W2 BK
LED 3000K
Ref:1087



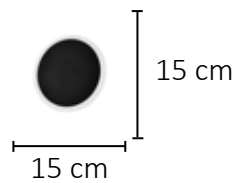


SL-5910L W2 GD
LED 3000K
Ref:1091




SL-5910L W2 BK
LED 3000K
Ref:1088

SL-5909S W1 BK
LED 3000K
Ref:1093



SL-5909S W1 GD
LED 3000K
Ref:1092



DINAR


Arandela em metal e vidro

SL-5887L W1 AMB

LED 3000K
Ref:1095

SL-5887L W1 CLEAR

LED 3000K
Ref:1098




SL-5887M W1 AMB

LED 3000K
Ref:1096

SL-5887M W1 CLEAR

LED 3000K
Ref:1099




SL-5887S W1 AMB

LED 3000K
Ref:1097

SL-5887S W1 CLEAR

LED 3000K
Ref:1100



CARLA

Toque-me



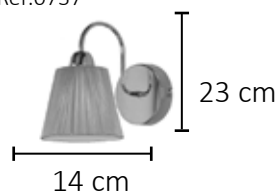
CLAUDIA

Toque-me



SL-0001 A W1 CR

1XE14
Ref:0737



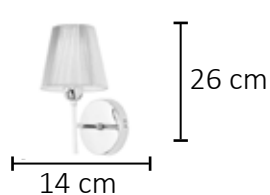
SL-0001 A W1 PT

1XE14
Ref:0738



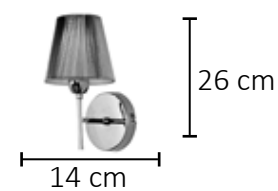
SL-0001 W1 BC

1XE14
Ref:0734



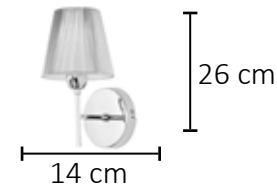
SL-0001 W1 PT

1XE14
Ref:0735



SL-0001 W1 CR

1XE14
Ref:0736



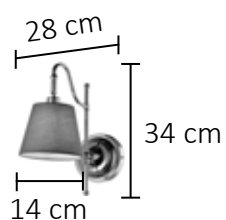
MARJORIE

Arandela articulada em linho e acetato.



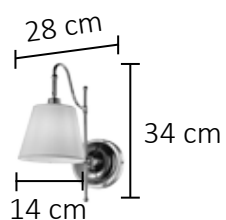
SL-5828 W1 GRAY

1XE14
Ref:0939



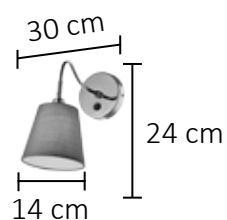
SL-5828 W1 WH

1XE14
Ref:0938



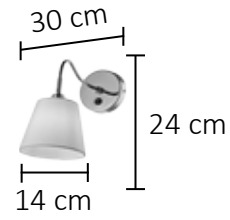
SL-5829 W1 GRAY

1XE14
Ref:0937



SL-5829 W1 WH

1XE14
Ref:0936





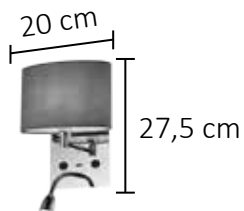
MELINA

Arandela com interruptor e entrada USB



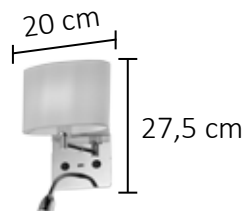
SL-5825 W1 GRAY

1XE14/1XLED 3W 3000K
Ref:0943



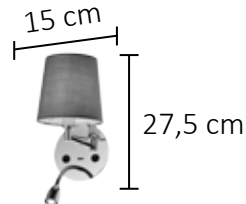
SL-5825 W1 WH

1XE14/1XLED 3W 3000K
Ref:0942



SL-5824 W1 GRAY

1XE14/1XLED 3W 3000K
Ref:0941



SL-5824 W1 WH

1XE14/1XLED 3W 3000K
Ref:0940





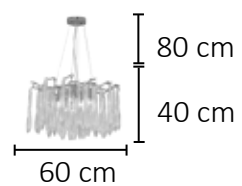
ZAMORA

Composição: Latão e vidro

SL-5860 H8

8XE14

Ref:1101





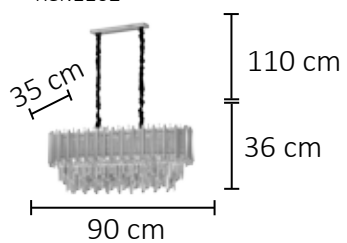
VERMONT

Cristais de alto brilho
Acabamento em metal

SL-5859 H6

6XE27

Ref:1102



FORTUNA

06, 08, 16 e 17 lâmpadas

Composição: metal e vidro

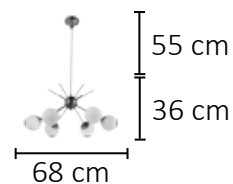
Acompanha 2 opções de cabo com 55cm ou 30cm

Use apenas lâmpada LED



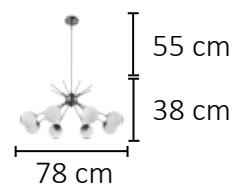
SL-5835 H6 BRONZE

6XG9
Ref:0953



SL-5835 H8 BRONZE

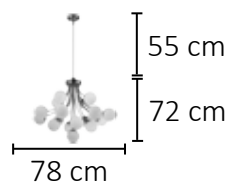
8XG9
Ref:0954





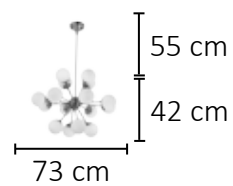
SL-5836 H17 BRONZE

17XG9
Ref:0955



SL-5847 H16 BRONZE

16XG9
Ref:0944



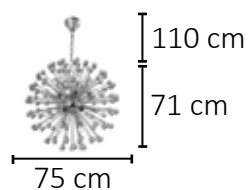
WISH

7, 11 e 21 lâmpadas
Composição: metal e vidro
Use apenas lâmpada LED



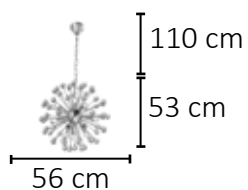
SL- 5839L H21 CHR

21XE14
Ref:0975



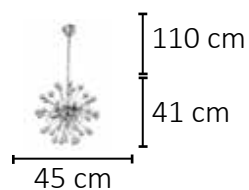
SL- 5839M H11 CHR

11XE14
Ref:0976



SL- 5839S H7 CHR

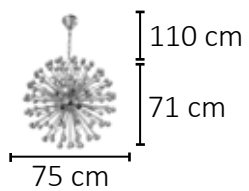
7XE14
Ref:0977





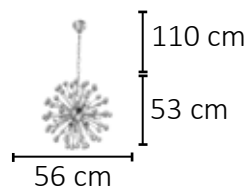
SL- 5839L H21 GOLD

21XE14
Ref:0978



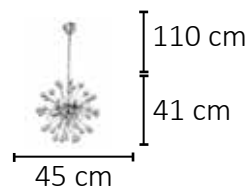
SL- 5839M H11 GOLD

11XE14
Ref:0979



SL- 5839S H7 GOLD

7XE14
Ref:0980





GENÊSIS

SL- 5861 H22

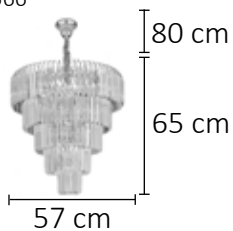
Base: 150 cm Altura: 400 cm

22XGU10 Ref:1103



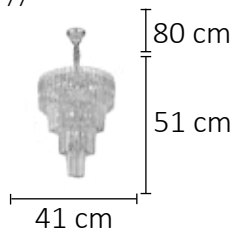
SL- 5681 L

12XE14
Ref:0566



SL- 5681 M

8XE14
Ref:0777



VERSAILLES

Composição: metal e cristais



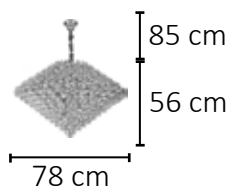
DIAMOND

Pendente Diamond
09,12 ou 17 lâmpadas
Estrutura em metal
Cristais de alto brilho



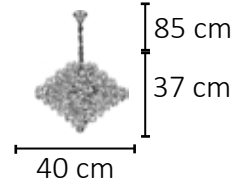
SL- 5691L H17

17XG9
Ref:0788



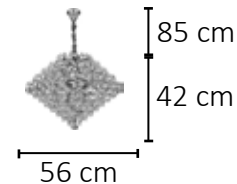
SL- 5691S H9

9XG9
Ref:0786



SL- 5691M H12

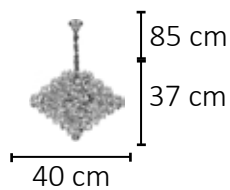
12XG9
Ref:0787





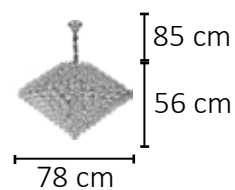
SL- 5691S H9 GD+CHP

9XG9
Ref:0981



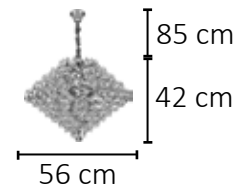
SL- 5691L H17 GD+CHP

17XG9
Ref:0983



SL- 5691M H12 GD+CHP

12XG9
Ref:0982



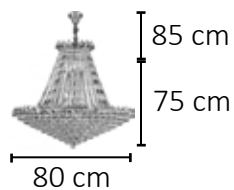
SHINE

Arandela articulada em linho e acetato.



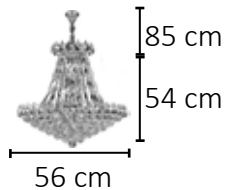
SL- 5692L H17 GD+CHP

17XE14
Ref:0986



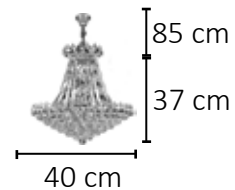
SL- 5692M H12 GD+CHP

G9X12
Ref:0985



SL- 5692S H9 GD+CHP

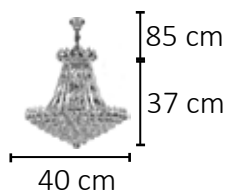
9XG9
Ref:0984





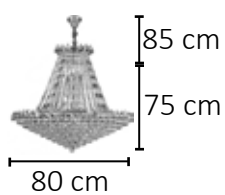
SL- 5692S H9

9XG9
Ref:0783



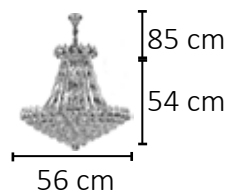
SL- 5692L H17

17XE14
Ref:0785



SL- 5692M H12

G9X12
Ref:0784



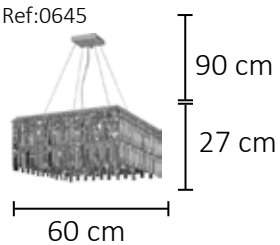
AMSTERDÃ

Cristais de alto brilho
Acabamento em metal
Pendentes H6, H8 E H10, podem ser montados tamb3m como plafon



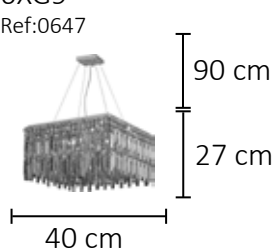
SL-5647 H10 TR

10XG9
Ref:0645



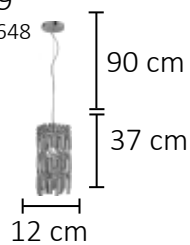
SL-5647 H6 TR

6XG9
Ref:0647



SL-5647 H1 TR

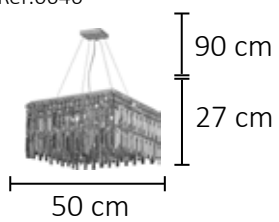
1XG9
Ref:0648





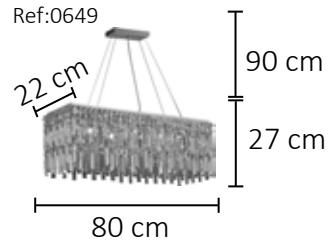
SL-5647 H8 TR

8XG9
Ref:0646



SL-5647 L5 TR

5XG9
Ref:0649



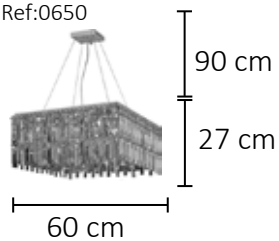
AMSTERDÃ

Cristais de alto brilho
Acabamento em metal
Pendentes H6, H8 E H10, podem ser
montados também como plafon



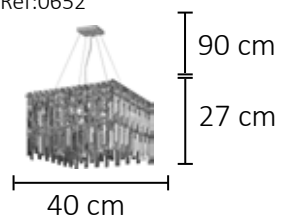
SL-5647 H10 CHP

10XG9
Ref:0650



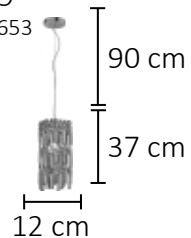
SL-5647 H6 CHP

6XG9
Ref:0652



SL-5647 H1 CHP

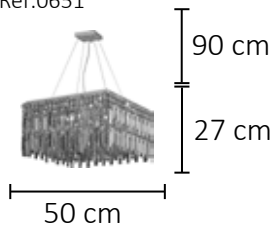
1XG9
Ref:0653





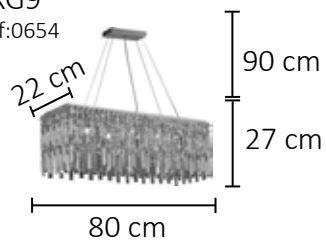
SL-5647 H8 CHP

8XG9
Ref:0651



SL-5647 L5 CHP

5XG9
Ref:0654



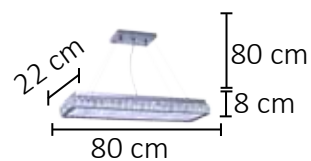


AMEERAH

Fio regulável
Cristais de alto brilho
Acabamento em vidro e metal

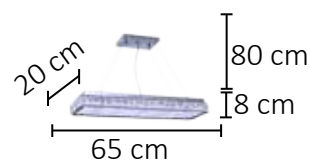
SL-5705 M H1

LED 4000K 36W
Ref:0818



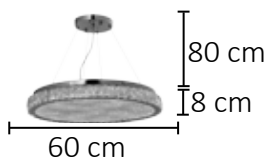
SL-5705 S H1

LED 4000K 48W
Ref:0819

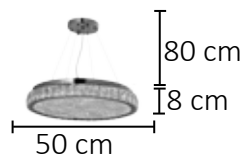




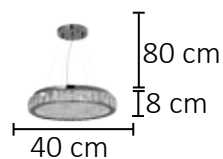
SL-5703 L H1
LED 4000K 78W
Ref:0812



SL-5703 M H1
LED 4000K 57W
Ref:0813



SL-5703 S H1
LED 4000K 45W
Ref:0814

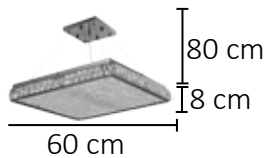


Fio regulável
Cristais de alto brilho
Acabamento em vidro e metal
Pode ser montado como pendente e plafon

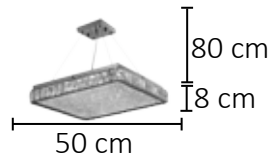


Fio regulável
 Cristais de alto brilho
 Acabamento em vidro e metal
 Pode ser montado como pendente e plafon

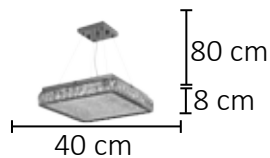
SL-5704 L H1
 LED 4000K 92W
 Ref:0815



SL-5704 M H1
 LED 4000K 60W
 Ref:0816



SL-5704 S H1
 LED 4000K 44W
 Ref:0817



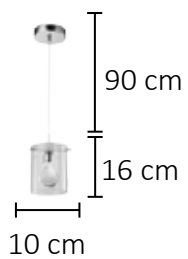


AMADORA

01,03 ou 06 lâmpadas
Fio regulável
Acabamento em vidro e metal

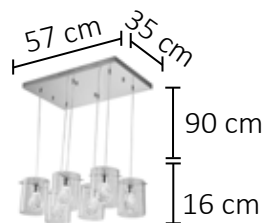
SL-6672 H1

LED 1 - 5W - 3000K
Ref:0688




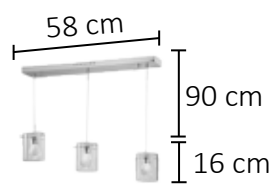
SL-6672 H6

LED 6 - 5W - 3000K
Ref:0689



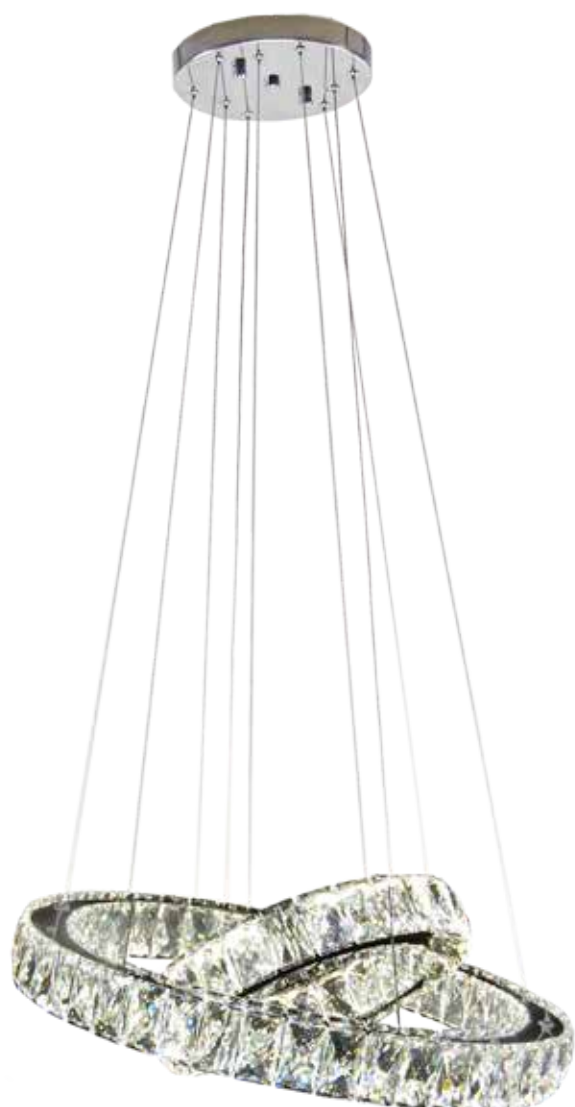
SL-6672 H3

LED 3 - 5W - 3000K
Ref:0690

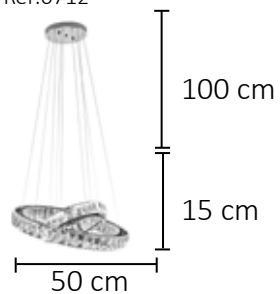


ALLIANCE

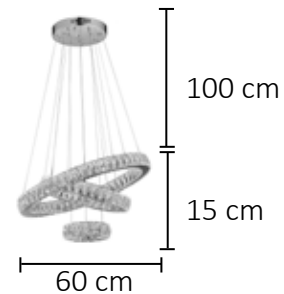
Pendente de LED
Acabamento em metal e cristais
Flexibilidade: possibilidade de diversas formações



SL-6674 H2
LED 54W 4000K
Ref:0712

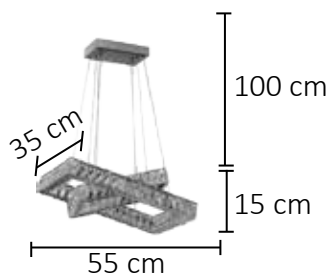


SL-6674 H3
LED 93W 4000K
Ref:0802





SL-5731S H2
LED 66W 4000K
Ref:0858





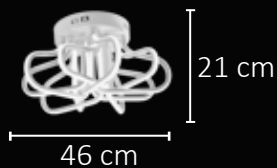
VIZZION

Composição: Alumínio e acrílico
Iluminação LED



SL-5747/ C10 4K

LED 4000K
Ref:0864

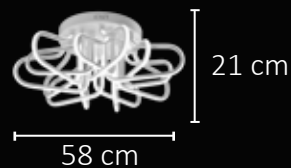


SL-5747/C10 3K

LED 3000K
Ref:1009

SL-5747/C14 4K

LED 4000K
Ref:0865



SL-5747/C14 3K

LED 3000K
Ref:1010



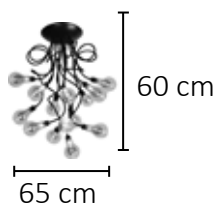
ASTOR

Moderno e dinâmico
Hastes flexíveis que permitem moldar a peça
Não acompanha lâmpadas



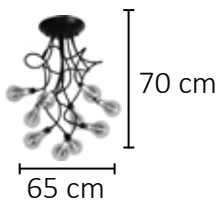
SL- 5641 C10

10XG9
Ref:0709



SL- 5641 C14

14XG9
Ref:0708






MARIA JULIA

Base em metal
Cristais curvos que proporcionam movimento
Cristais no modelo "pião"

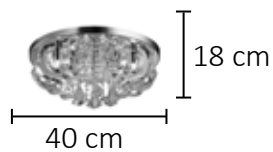
SL-5616 C7

7XG9
Ref:0620




SL-5616 C5

5XG9
Ref:0621



SL-5616 C4

4XG9
Ref:0622



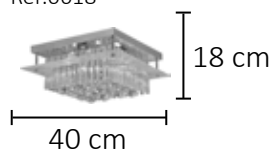


DUBLIN

04, 05 ou 08 lâmpadas
Base em metal
Canudos de vidro
Moldura de vidro fosco

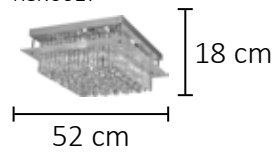
SL-5677M C5

5XG9
Ref:0618



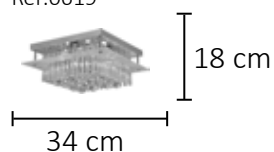
SL-5677L C8

8XG9
Ref:0617



SL-5677S C4

4XG9
Ref:0619



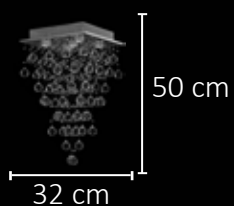
TYRELL

Cristais de alto brilho
Base em metal
Fios de aço



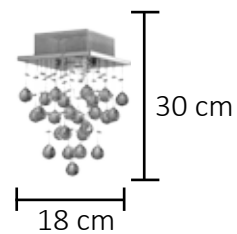
SL-5768 C4

4XGU10
Ref:0914



SL-5768 C1

1XGU10
Ref:0913


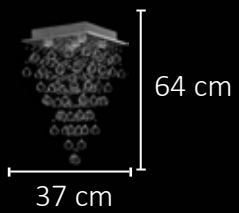




SL-5768 C5

5XGU10

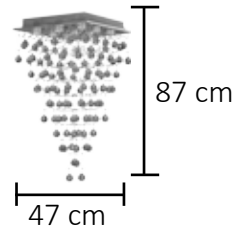
Ref:0915



SL-5768 C9

9XGU10

Ref:0916




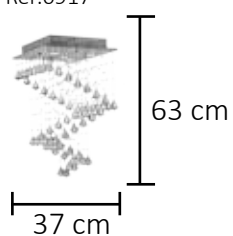
KALUIA

Cristais de alto brilho
Base em metal
Fios de aço



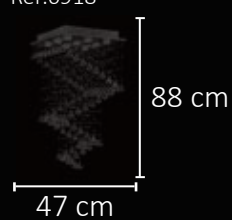
SL-5772 C5


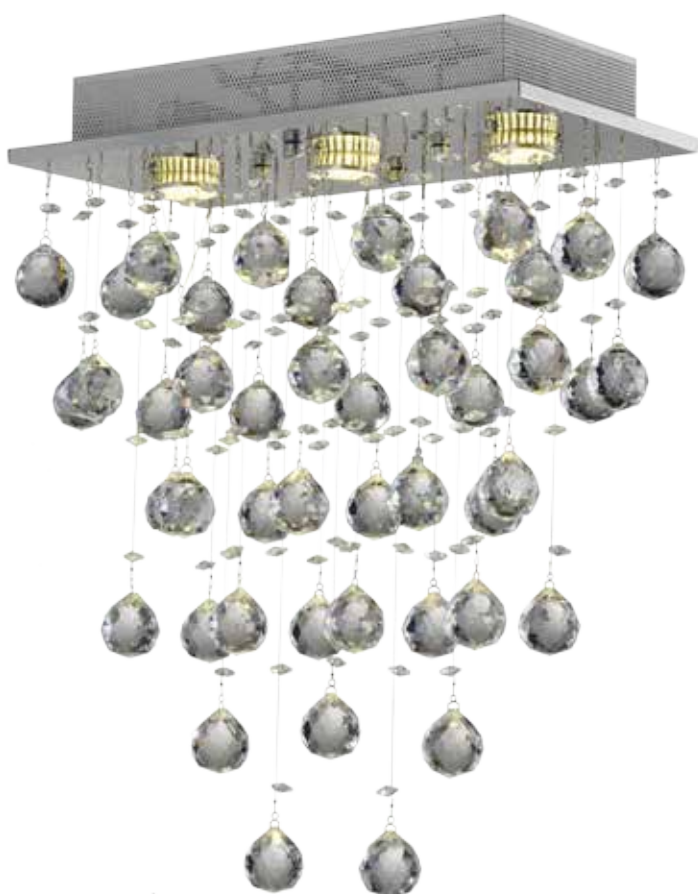
5XGU10
Ref:0917



SL-5772 C9

9XGU10
Ref:0918



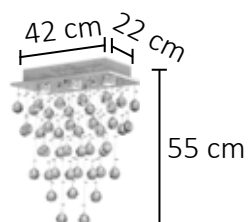


MERAK

Cristais de alto brilho
Base em metal
Fios de aço


SL-5773 C3

3XGU10
Ref:0922



SL-5773 C8

8XGU10
Ref:0923



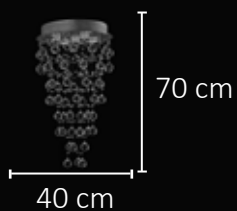
ALBA

Cristais de alto brilho
Base em metal
Fios de aço



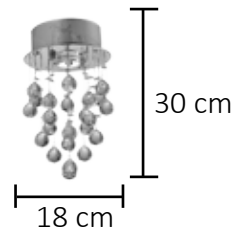
SL-5771 C5

5XGU10
Ref:0921



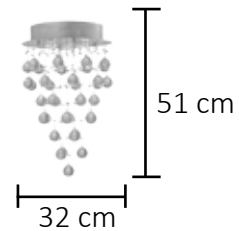
SL-5771 C1

1XGU10
Ref:0919



SL-5771 C3

3XGU10
Ref:0920



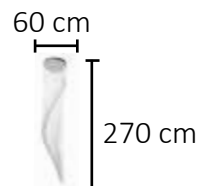


SPIRALE

01, 04, 07 ou 09 lâmpadas
Cristais de alto brilho
Base em metal
Fios de aço

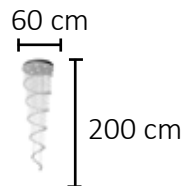
SL-6658 C9

9XGU10
Ref:0629



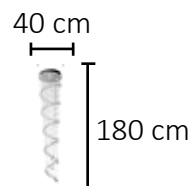
SL-6652 C7

7XGU10
Ref:0628



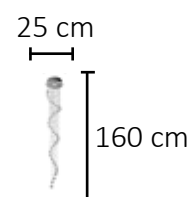
SL-6652 C4

4XGU10
Ref:0627



SL-6652 C1

1XGU10
Ref:0626





SARAH

Estrutura metálica
Modelo colmeia
Revestido em cristais
Acabamento em vidro jateado fosco

SL-94650 C6

6XG9
Ref:0575




077



SL-94645 C6

6XG9
Ref:0576



SL-94646 C5

5XG9
Ref:0577






ARCOS DE CRISTAL

07 ou 09 lâmpadas
Base em metal
Cristal perolizado e de alto brilho

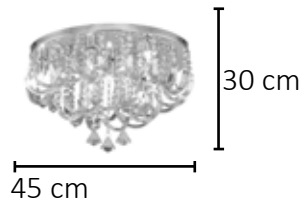
SL-93779 C9 TR

9XG9
Ref:0578




SL-93779 C7 TR

7XG9
Ref:0579



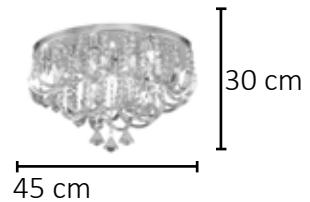
SL-93779 C9 CHP

9XG9
Ref:0580



SL-93779 C7 CHP

7XG9
Ref:0581



PIOGGIA

04, 06 ou 08 lâmpadas
Base em metal
Cristal perolizado e de alto brilho

SL-94742XL C8 CHP

8XG9
Ref:0587



SL-94742L C6 TR

6XG9
Ref:0591



SL-94742L C6 CHP

6XG9
Ref:0588



SL-94742S C4 TR

4XG9
Ref:0592



SL-94742S C4 CHP

4XG9
Ref:0589



SL-94743XL C8 CHP

8XG9
Ref:0593



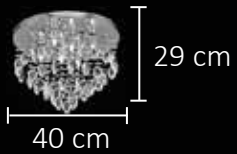
SL-94743XL C8 TR

8XG9
Ref:0596



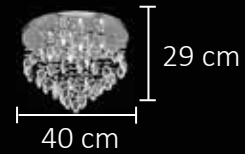
SL-94743L C6 CHP

6XG9
Ref:0594



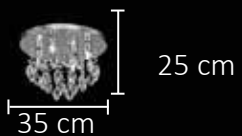
SL-94743L C6 TR

6XG9
Ref:0597



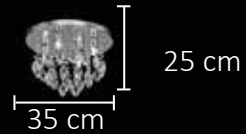
SL-94743S C4 CHP

4XG9
Ref:0595



SL-94743S C4 TR

4XG9
Ref:0598

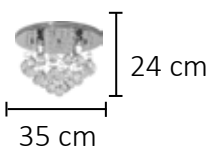


CASCATA

04, 06 ou 08 lâmpadas
Base em metal
Cristal perolizado e de alto brilho

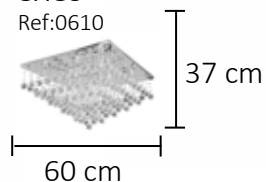
SL-93127S C4 CHP

4XG9
Ref:0605



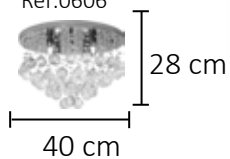
SL-93128XL C8 CHP

8XG9
Ref:0610




SL-93127L C6 CHP

6XG9
Ref:0606




SL-93128L C6 CHP

6XG9
Ref:0609



SL-93127XL C8 CHP

8XG9
Ref:0607



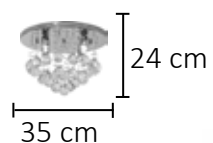
SL-93128S C4 CHP

4XG9
Ref:0608



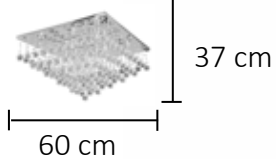
SL-93127S C4

4XG9
Ref:0599



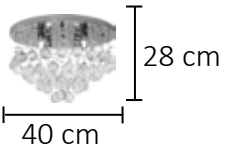
SL-93128XL C8

8XG9
Ref:0604



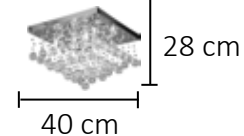
SL-93127L C6

6XG9
Ref:0600



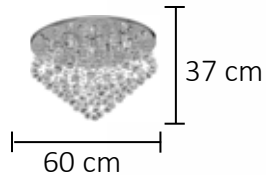
SL-93128L C6

6XG9
Ref:0603



SL-93127XL C8

8XG9
Ref:0601



SL-93128S C4

4XG9
Ref:0602



PRESTIGE


Composição: metal e cristais de alto brilho
Acabamento: dourado, cristal transparente



SL-5822L H28

28XE14

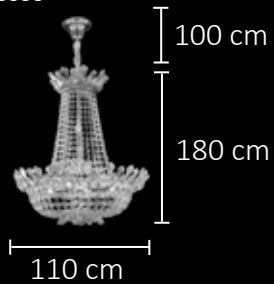
Ref:0946



SL-6657 XL H24

28XE14

Ref:0553



CRISTAL VIENNA

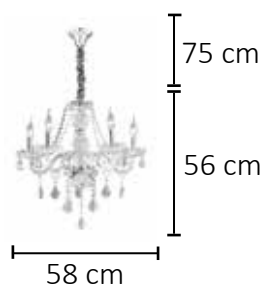
Composição: metal e cristais de alto brilho

MARIA THEREZA

Composição: metal, vidro e cristais

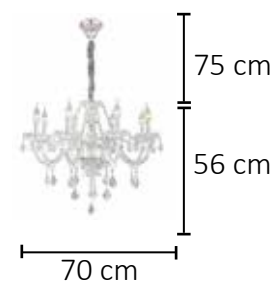
SL-9840 H5 TR

5XE14
Ref:0518



SL-9840 H8 TR

8XE14
Ref:0519

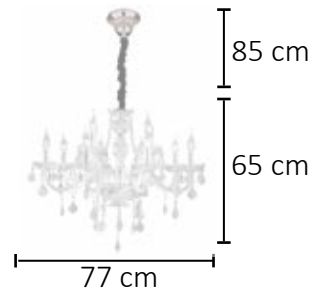




SL-9840 H12 TR

12XE14

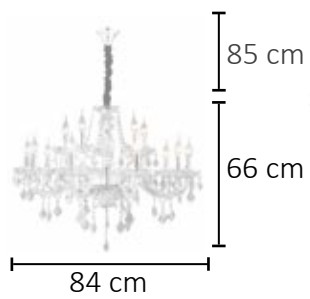
Ref:0520



SL-9840 H15 TR

15XE14

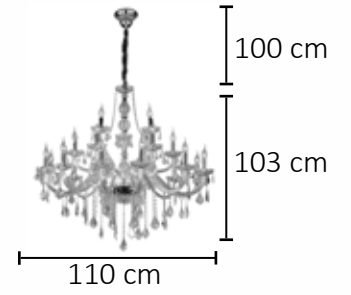
Ref:0521



SL-9840 H21 TR

21XE14

Ref:0524



SL-9840 W2 TR

Ø: 35 cm H:25 cm

2XE14

Ref:0522



SL-9840 W1 TR

Ø: 13 cm H:25 cm

1XE14

Ref:0523



SL-9840 H30 TR

30XE14

Ref:0525



Cúpula

Cúpula de encaixe para lâmpada vela

SL-9840 CUPULA BC

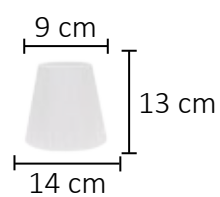
Ref:0867

SL-9840 CUPULA CR

Ref:0868

SL-9840 CUPULA PT

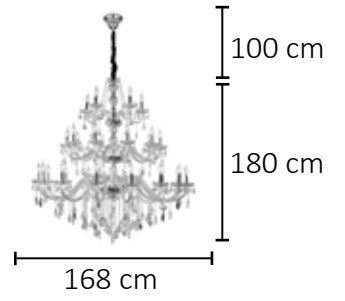
Ref:0869



SL-9840 H50 TR

50XE14

Ref:0526



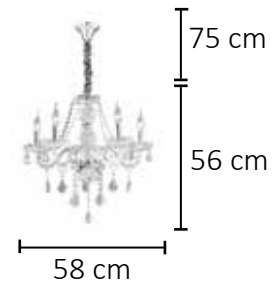
MARIA THEREZA

Composição: metal, vidro e cristais



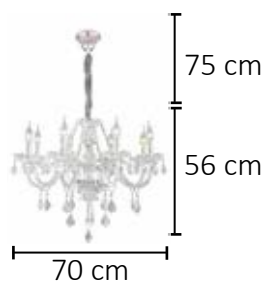
SL-9840 H5 CHP

5XE14
Ref:0527



SL-9840 H8 CHP

8XE14
Ref:0528

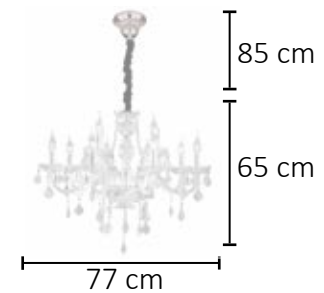




SL-9840 H12 CHP

12XE14

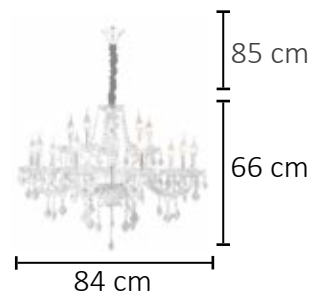
Ref:0529



SL-9840 H15 CHP

15XE14

Ref:0530

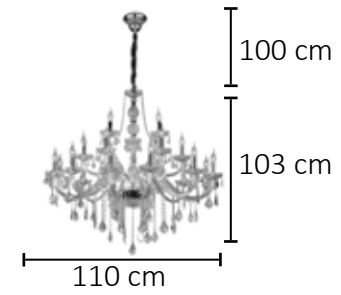




SL-9840 H21 CHP

21XE14

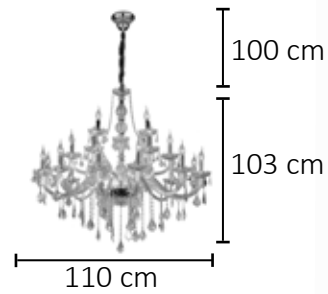
Ref:0531



SL-9840 H21 CHP + DOURADO

21XE14

Ref:532



SL-9840 W2 CHP

Ø: 35 cm H:25 cm

2XE14

Ref:0533



SL-9840 W1 CHP

Ø: 13 cm H:25 cm

1XE14

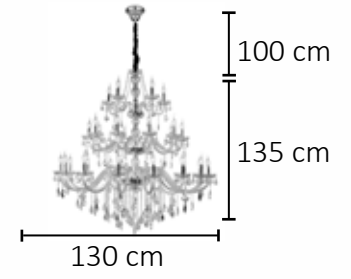
Ref:0534



SL-9840 H30 CHP

30XE14

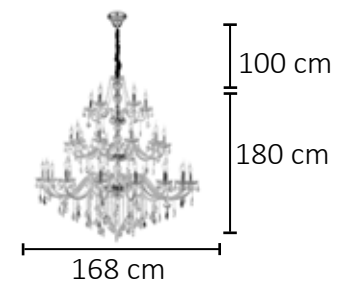
Ref:0535



SL-9840 H50 CHP

50XE14


Ref:0809



SL-9840 H30 CHP + DR

30XE14


Ref:0870



SL-9840 H50 CHP + DR

50XE14

Ref:0871

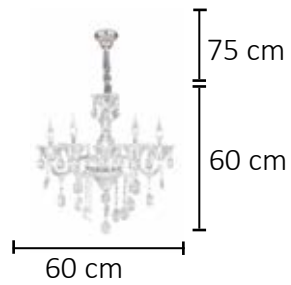


MELISSE

Composição: metal, vidro e cristais

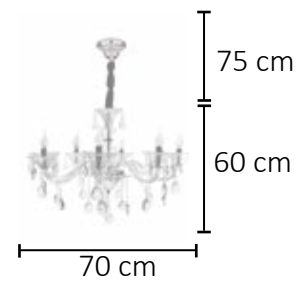
SL-9805 H5 CHP

5XE14
Ref:0536



SL-9805 H8 CHP

8XE14
Ref:0537

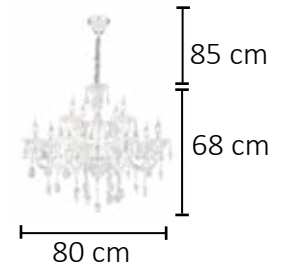




SL-9805 H12 CHP

12XE14

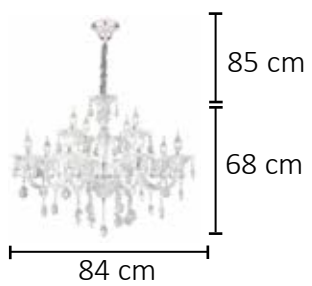
Ref:0538



SL-9805 H15 CHP

15XE14

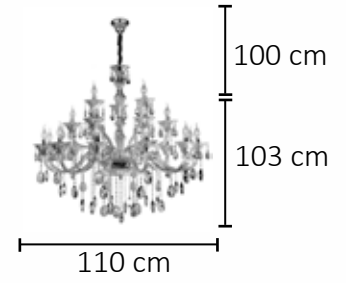
Ref:0539



SL-9805 H21 CHP

21XE14

Ref:0542



SL-9805 W2 CHP

Ø: 35 cm H:25 cm

2XE14

Ref:0540



SL-9805 W1 CHP

Ø: 13 cm H:25 cm

1XE14

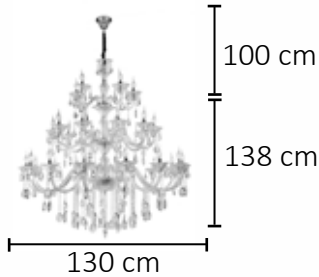
Ref:0541



SL-9805 H30 CHP

30XE14

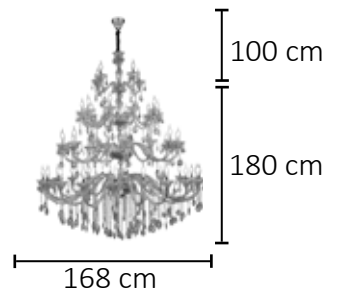
Ref:0543



SL-9805 H50 CHP

50XE14

Ref:0810



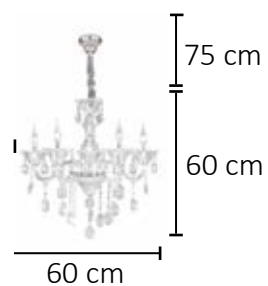
MELISSE

Composição: metal, vidro e cristais

SL-9805 H5 TR

5XE14

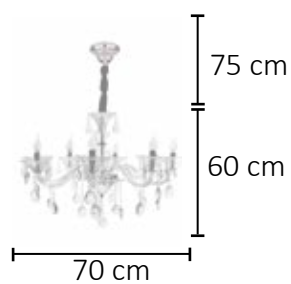
Ref:0544



SL-9805 H8 TR

8XE14

Ref:0545

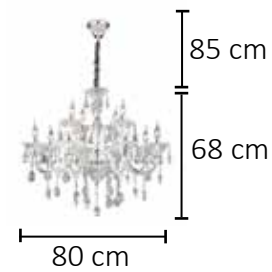




SL-9805 H12 TR

12XE14

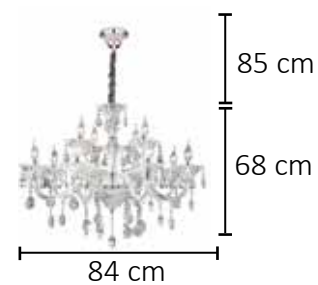
Ref:0546



SL-9805 H15 TR

15XE14

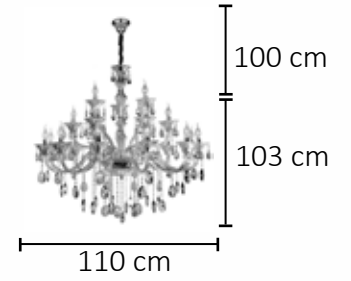
Ref:0547



SL-9805 H21 TR

21XE14

Ref:0550



SL-9805 W2 TR

Ø: 35 cm H:25 cm

2XE14

Ref:0548



SL-9805 W1 TR

Ø: 13 cm H:25 cm

1XE14

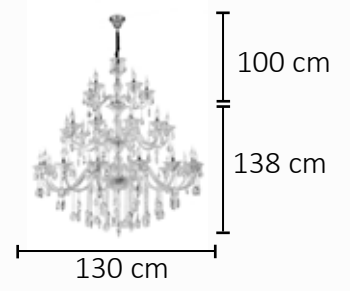
Ref:0549



SL-9805 H30 TR

30XE14

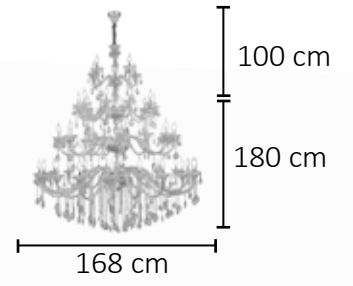
Ref:0551



SL-9805 H50 TR

50XE14

Ref:0552





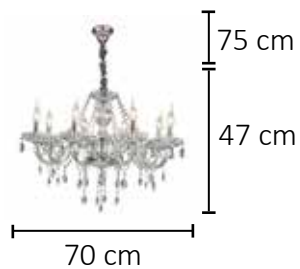
VALENTINA

Composição: metal, vidro e cristais



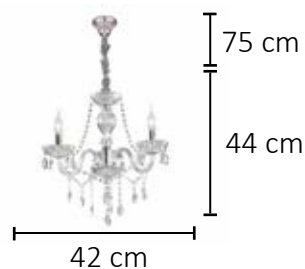
SL-5834 H8 CLEAR

8XE14
Ref:0962



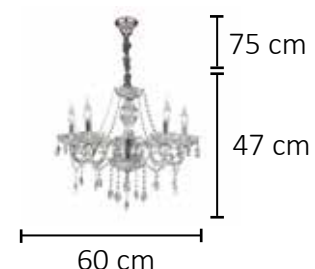
SL-5834 H3 CLEAR

3XE14
Ref:0956



SL-5834 H5 CLEAR

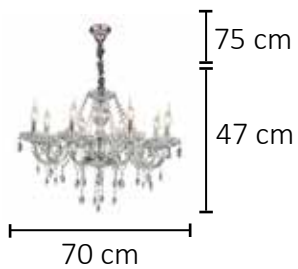
5XE14
Ref:0959





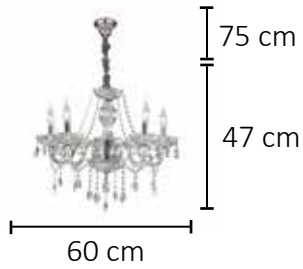
SL-5834 H8 CHP

8XE14
Ref:0963



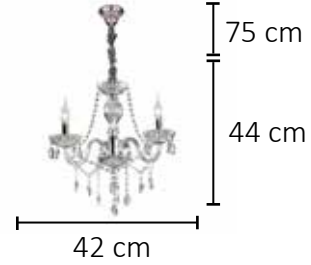
SL-5834 H5 CHP

5XE14
Ref:0960



SL-5834 H3 CHP

3XE14
Ref:0957

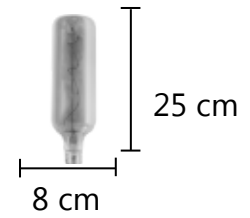


GLASS FILAMENT



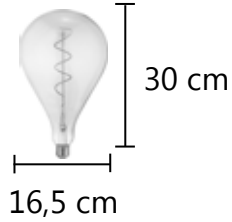
JP80P

Ref:L015
4W
2200K
E27



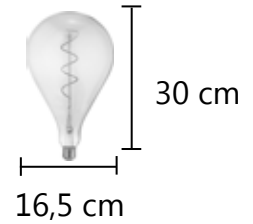
A165S GOLD

Ref:L008
4W
2200K
E27



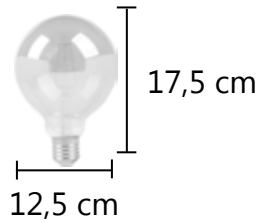
A165S SMOKY

Ref:L009
4W
2200K
E27



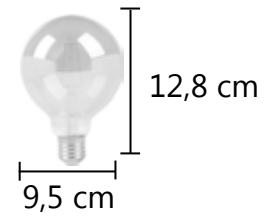
G125

Ref:L007
4W
2200K
E27



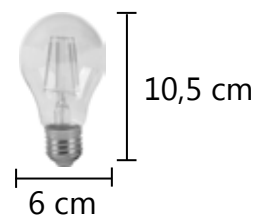
G95

Ref:L006
4W
2200K
E27



A60

Ref:L004
4W
2200K
E27



ST64

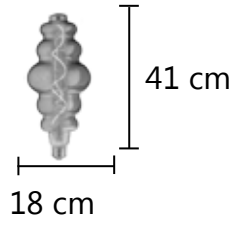
Ref:L005
4W
2200K
E27





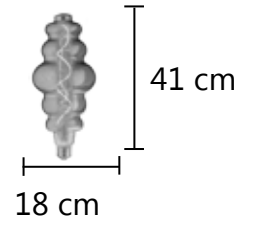
CD180S GOLD

Ref:L011
4W
2200K
E27



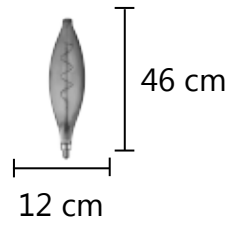
CD180S SMOKY

Ref:L012
4W
2200K
E27



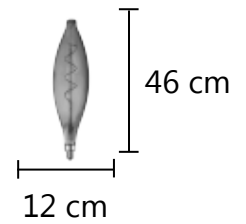
CT120S GOLD

Ref:L013
4W
2200K
E27



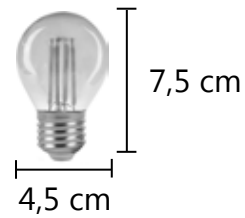
CT120S SMOKY

Ref:L014
4W
2200K
E27



G45

Ref:L003
4W
2200K
E27



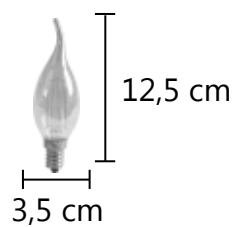
C45

Ref:L010
4W
2200K
E14



C35 Vela

Ref:L001
4W
2200K
E14



C35

Ref:L002
4W
2200K
E14



TRILHO HOPPER

Composição: Alumínio e plástico



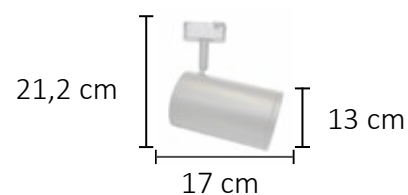
H-10568E PAR 38 PT

1XE27
Ref:T027



H-10568E PAR 38 BC

1XE27
Ref:T028




H-10568E AR 70 PT

1XGU10
Ref:T029



H-10568E AR 70 BC

1XGU10
Ref:T030



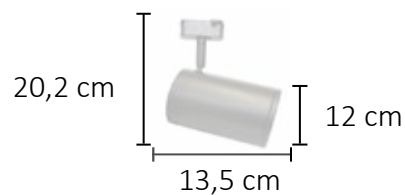
H-10568E AR 111 PT

1XGU10
Ref:T031



H-10568E AR 111 BC

1XGU10
Ref:T032





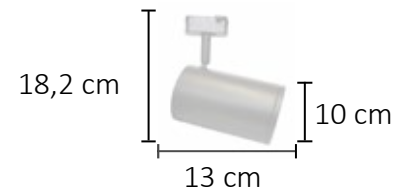
H-10568E PAR 30 PT

1XE27
Ref:T005



H-10568E PAR 30 BC

1XE27
Ref:T006



H-10568E PAR 20 PT

1XE27
Ref:T003



H-10568E PAR 20 BC

1XE27
Ref:T004



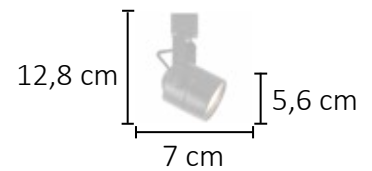
H-005D PAR 16 PT

1XGU10
Ref:T007



H-005D PAR 16 BC

1XGU10
Ref:T008



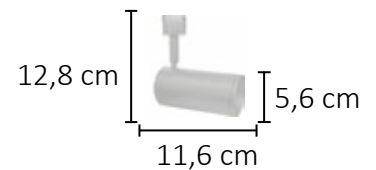
H-10568E PAR 16 PT

1XGU10
Ref:T001



H-10568E PAR 16 BC

1XGU10
Ref:T002



H-TA2-I PT
Ref:T015



H-TA2-I BC
Ref:T016



H-TA2-L PT
Ref:T017



H-TA2-L BC
Ref:T018



H-TA2-T PT
Ref:T019



H-TA2-T BC
Ref:T020



H-TA2-X PT
Ref:T021



H-TA2-X BC
Ref:T022



H-TA2-HEAD PT
Ref:T023



H-TA2-HEAD BC
Ref:T024



H-TA2 END PT
Ref:T025



H-TA2 END BC
Ref:T026



Trilho acompanha ponteira e alimentador.



H-TR2A1M PT
Trilho preto 1 metro
Ref:T011

H-TR2A1M BC
Trilho branco 1 metro
Ref:T012

H-TR2A15M PT
Trilho preto 1 metro e meio
Ref:T013

H-TR2A15M BC
Trilho branco 1 metro e meio
Ref:T014

H-TR2A2M PT
Trilho preto 2 metros
Ref:T033

H-TR2A2M BC
Trilho branco 2 metros
Ref:T034

H-0009/H1 OURO VELHO

Medida 150 cm
1XE27
Ref:0932



H-0009/H1 BRONZE

Medida 150 cm
1XE27
Ref:0933



CAMPBELL

H-0011/H10

Medida 300 cm
10XE27
Ref:1014



H-0011/H1

Medida 150 cm
1XE27
Ref:1013



ROPE

Corrente 1 metro

Corrente com mosquetão



Corrente cromada 4mm 1 metro

Ref:0001

Corrente cromada 6mm 1 metro

Ref:0003

Corrente cromada 8mm 1 metro

Ref:0005



Corrente dourada 4mm 1 metro

Ref:0007

Corrente dourada 6mm 1 metro

Ref:0009

Corrente dourada 8mm 1 metro

Ref:0011

Corrente 2 metros

Corrente com mosquetão



Corrente cromada 4mm 2 metros

Ref:0002

Corrente cromada 6mm 2 metros

Ref:0004

Corrente cromada 8mm 2 metros

Ref:0006



Corrente dourada 4mm 2 metros

Ref:0008

Corrente dourada 6mm 2 metros

Ref:0010

Corrente dourada 8mm 2 metros

Ref:0012

Via Anchieta - 1571 - CEP:04247-002
Sacomã - São Paulo
Tel: 11 3227-2754 11 98998-4440
contato@hevy.com.br
www.hevy.com.br

